

SOFTWARE RELEASE NOTES



Product: 5000 Series Weigh Scale Indicators
Version: 3.5.2

Version 3.5.2.11660 11 September 2019

FIXES

- Restores **Session Name** display on Animal > History Screen

Version 3.5.1.11658 2 September 2019

NEW FEATURES

- **Clean up animal lifetime information:**
 - Added an option under the Animals > All Animals screen to clean up obsolete animal records from the indicator

FIXES

- Change Tag notes will be set from any screen. For animals that are not in the current session, Change Tag note will be added in the most recent session the animal has been recorded in.
- Support downloading Offspring Pairing data using REST API
- Minor bug fixes

Version 3.4.0.11621 16 May 2019

FIXES

- Improved responsiveness navigating to the Animals > All Animals Screen

Version 3.3.1.10430 03 July 2018

FIXES

- **Treatments:**
 - Fixed drug dosage increment calculations not working when starting a new session from a favourite file created before v3.3.0. The dosage increment setting will now default to 1.0 if loaded from an old favourite file.

Version 3.3.0.10406 07 June 2018

NEW FEATURES


- **Treatments:**
 - Can record the batch expiry date (for compliance) on the weigh screen.
 - Can now set the increment used when auto-calculating treatment fields from animal weight to allow for more precise dosing. The increment can be set to be (0.1, 0.2, 0.5, 1)
- The Animal Notes now to records more than one tag change per animal each session. E.g. if you change the EID and the LID for the animal in the same session both changes are recorded

FIXES

- Fixed the bug that stopped you from drafting into the last range when reopening a session that had previously been set up for drafting.
- Minor bug fixes.

NOTE

- Due to this release requiring database updates to insert the batch expiry date field, the first time the indicator is turned on after the software update it will take an extended period of time to get to the home screen. The time taken will depend on the number of sessions saved and the number of records per session. This delay will only occur on the first start up after the software update, not every time that the indicator is turned on.
- Due to this a screen similar to below will display during the first start up to provide peace of mind that the indicator is working.



Version 3.2.3.10335 14 February 2018

FIXES

- Security patch for the WPA2 vulnerability called KRACK.
- Minor bug fixes.

Version 3.2.0.10276 11 August 2017

NEW FEATURES

- Uploading sessions to [Tru-Test MiHub™ Livestock](#) is now available worldwide.

FIXES

- Setting the Bluetooth to On/Off will now persist through a restart of the system.
- Fix issue with drafting against a Historic field that referenced to a List of Values.
- Fix issue with MiHub default farm not being updated when switching user accounts.

Version 3.1.0.10270 13 June 2017

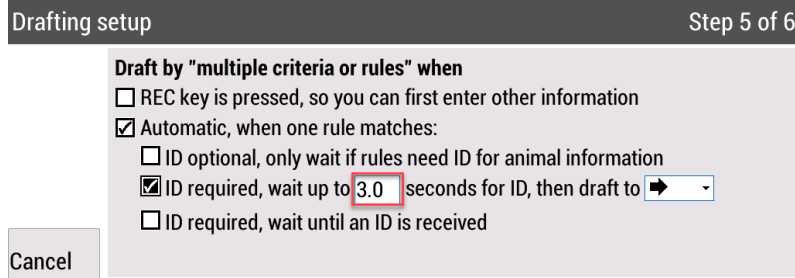
NEW FEATURES

- Uploading sessions to [Tru-Test MiHub™ Livestock](#) is now available for Australia.
- Now weight gains will be re-calculated if an animal weight is entered manually in the Session Animals screen.

FIXES

- Offspring pairing count is now calculated correctly when an offspring has been deleted.

- Fix for issue where the auto-drafter would not release an animal if this setting:



was set to <3 seconds (the time it could take for the weight to stabilise).

- Fix for issue with drafting statistics displaying incorrectly when drafting by a custom session data field using an uploaded session file.

Version 3.0.0.10253 19 May 2017

- Support new LCD display.

Version 2.9.2.10211 21 April 2017

NEW FEATURES

- You can now upload sessions to [Tru-Test MiHub™ Livestock](#). MiHub is a new, cloud-based livestock management system which allows you to monitor animal weight gains and track performance against target weights.

On the 5000 indicator, you can upload files directly to MiHub from the Wi-Fi Data Link screen:



Currently, MiHub is only available in New Zealand, but it will soon be available in other countries.

FIXES

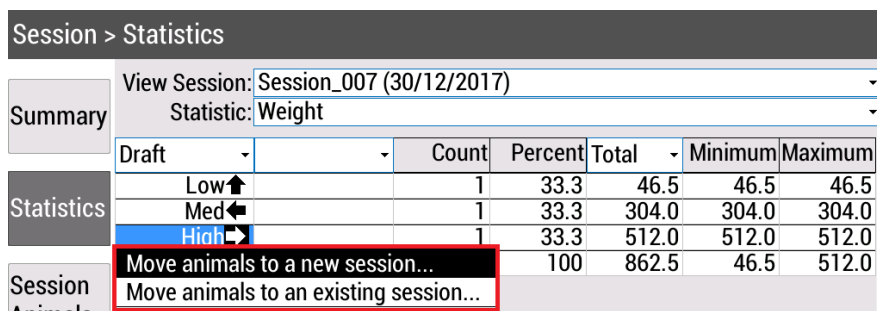
- Fix calculating animal age in months.

Banana weighing improvements including:

- A packer can now apply a favourite when starting a new session.
- A packer can now modify a field by selecting from a 'list of values' (drop-down) field in the Session Data screen.

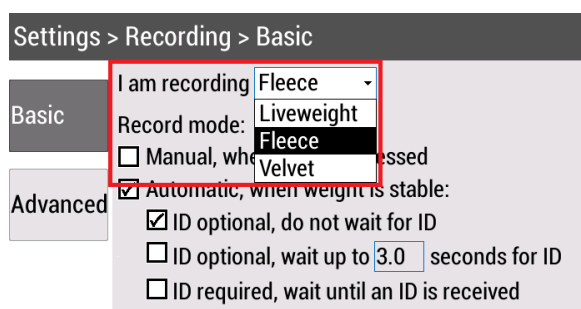
NEW FEATURES

- In the Session > Statistics screen, you can now move a whole draft range to a new session or an existing session.



- Weight type can now be defined specifically for fleece and velvet weighing (XR5000 Only).

To choose a weight type (Liveweight, Fleece or Velvet), go to the Settings > Recording > Basic screen



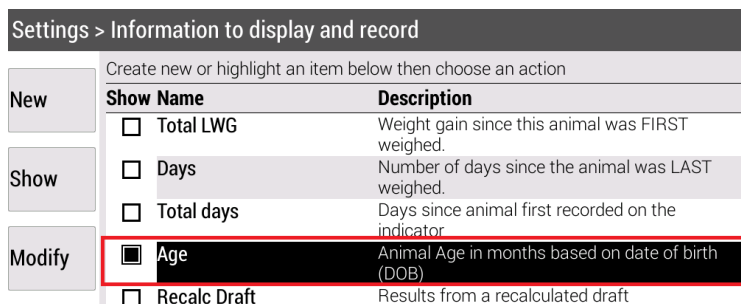
FIXES

- In the drafting rules section of the Settings > Drafting screen, the definitions have changed from being "Less than" and "Greater than" to being boundary inclusive "Less than or equal to" and "Greater than or equal to".
- In statistics calculations, only non-blank values will be included in the Average.
- Fix for an issue where some indicators were not showing a withholding alert on the Weigh screen.

Version 2.8.0.9972 29th November 2016

FEATURES/CHANGES:

- Animal age in months can now be displayed. Animal age is automatically calculated, based on the date of birth entered.



- It is now possible to automatically add a suffix to the end of an ID field (similar to the existing Prefix feature).
- "Set tare" option is now available in the Settings > Weighing screen.

- A 'Base value' (an initial value) can be set for an Auto Increment field.
- Total has been added to the Session Statistics table.
- Target liveweight settings can now be configured:

Settings > Modify Off TWT

Reset

Target liveweight (TWT)

The target liveweight is calculated based on the mature liveweight for the animal's breed composition.
To use this feature, each animal requires a breed and date of birth.

Note: Calculation is based on % of mature live weight.

Breed	Mature live weight (kg)	Months	Percentage
(Default)	450	3	20%
Angus	300	6	30%
Brahman	500	9	40%
Crossbreed	450	15	60%
Fresian	600	22	90%
Hereford	500	72	100%
Jersey	600		
Nelore	480		

- To assist with searching for animals, EID can now be entered in the "Search" field in the Animal screen and in the Session Animals screen.
- Sound volume now has low and medium options.
- Animals can now be moved from one session to another.
- Screenshots of the device can now be saved.
- Special characters (á, é, ç, ã, etc) can now be included in some text entry fields
- Weights and animal/session data can now be printed out with values separated by commas (CSV - comma separated values).

Banana weighing improvements including:

- Improved in-motion weighing speed
- Support for PB9 statistics

FIXES:

- Numerous drafting issues
- Weight gain fix for if the first animal record doesn't have a weight

Version 2.6.2.9486 6th May 2016

This update contains bug fixes and improvements including:

- Fixes an issue where indicator could record the weight when Prattley auto-drafter entry gate is still open.
- Fixes 2-way drafting.

Version 2.6.1.9472 15th April 2016

This update contains bug fixes and improvements including:

- Fixes an issue that could cause the indicator would not start-up.

Version 2.6.0.9433 6th April 2016

FEATURES/CHANGES:

- New SuperDamp 4 weighing algorithm to provide faster weighing for cattle and sheep.
- Added rules based drafting, to provide simpler multiple criteria drafting. See drafting setup guide for more information.
- Added feature to re-calculate draft (sort). See drafting setup guide for more information.
- Added feature to allow user to override draft arrow on weigh screen.

FIXES:

- Improve stability when connecting with Bluetooth devices
- Fix a bug that causes invalid timestamp for weight records.
- Various minor fixes

Version 2.1.2.8812 13rd November 2015

This update contains bug fixes and improvements including:

- Fixes an issue that caused abort after loading favourites.
- Improves the stability of viewing previous session information.
- Support {RP} command

Version 2.1.0.8695 20th October 2015

FEATURES/CHANGES:

- **Offspring pairing (XR5000 Only)** - The offspring pairing feature allows a breeder to link offspring to a dam so they can look up an animal's lineage. This feature is intended to be used in a workflow where the Dam ID is entered first and then its offspring's IDs are entered. You can achieve the following with this feature:
 - Link a Dam with its current offspring and record into the offspring lifetime information
 - Record other information for the offspring and/or Dam such as DOB, Breed
 - Optionally record weights, either by connecting to a load cell/ load bar or by manually entering
 - Look up the statistics of the lambing (or calving) percentages to monitor reproductive performance.

For more information, refer to the *Offspring Pairing Setup Guide*.

Clear Dam	VID: OFF2	Current Dam VID: DAM1 EID: Number of offspring: 1 Press Clear Dam when all offspring for current dam are recorded.				
	EID: Scan to add					
Animal	Weight: 5 kg					
Session						
Change Tag	D/O	Dam VID	Dam EID	VID	Weight (kg)	ADG (kg/day)
	Off	DAM1		OFF2	5.0	0.5
	Off	DAM1		OFF1	6.0	0.5
Options	Dam			DAM1	45.0	0

- **Option to display in a larger font** - Adds the ability to display information on the weigh screen in Normal/Large/Extra Large font.
 - Factory default favourites are optimised to display in largest font size.
 - User can change the font size. First go to **Settings > Information to display and record**, highlight an item, press **Modify** softkey, then select **Display size**.

Weight stable - Press record	
Reweigh	516 kg
Animal	
Session	
Change Tag	ADG: 0.02 kg/day VID: TTDEMO216
Options	Count: 1 EID: 982 000359951589

Weight stable - Press record	
Reweigh	516 kg
Animal	
Session	
Change Tag	Sex: Male VID: TTDEMO215 Breed: Angus EID: 982 000359951394 DOB: 12/06/2012
Options	Count: 1

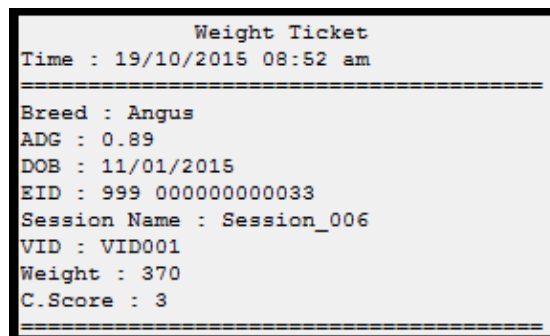
Settings > Modify ADG	
"ADG" is session information	
Field name: ADG	
Description:	Average daily weight gain since this animal was LAST weighed.
Field type: Numeric only	
Display size:	Extra Large

- **Bluetooth master mode**; the indicator can initiate a connection to another Bluetooth device to simplify the connection process.
 - Provides a simple interface to connect to other devices, such as EID readers or printers.
 - Select a connected device in the list to configure the output options to either send ID barcode to a printer, weight on record, EID/Weight on record, or ticket on record (as below) from weigh scale to other device.
 - Select a connected device in the list to configure input options to map information to a field. Example applications include scanning a visual tag or other data using a Bluetooth barcode reader.
- Note:* EID tags are automatically routed to the EID field and this setting is ignored.



Notes:

- For Prattley Autodrafters, there is no change to the current pairing process, as the drafter supports master mode only.
 - Some devices may need to be configured to accept “0000” as the Bluetooth PIN.
- **Add "Ticket" feature to serial port output.** The information shown on the weigh screen is sent out the selected serial port in the format shown below:



- Support ID auto increment while no loadbar is connected.
- Support saving historic fields while no loadbar is connected.

FIXES:

- Improved the robustness of the firmware update.
- Fixed abort when reaching the maximum number of custom fields allowed.
- Various minor fixes.

Version 2.0.3.8088 16th July 2015

FIXES:

- Fixed translation for new added fields (WOD, DTT)
- Fixed date format issues when downloading sessions using Smartphone Apps.

Version 2.0.1.8055 6th July 2015

FEATURES/CHANGES:

- Add a new interfacing mode to support legacy third party software.
- Support putting information on the indicator using REST API.
- Prediction feature - based on average daily weight gain, the indicator can calculate the predicted weight of an animal after a certain time (weight on day or WOD), or conversely, the time to reach a certain weight (days to target or DTT).
- Ability to view and record previous session information.
- Support serial weight output when weight is recorded.
- Add alert beep (short beep twice) when an animal is drafted to pen direction "Stop".
- Support printing of tag text and barcode label of any ID combination.
- Default USB mode to "Ethernet", so requires Data Link™ v5.0 or later.

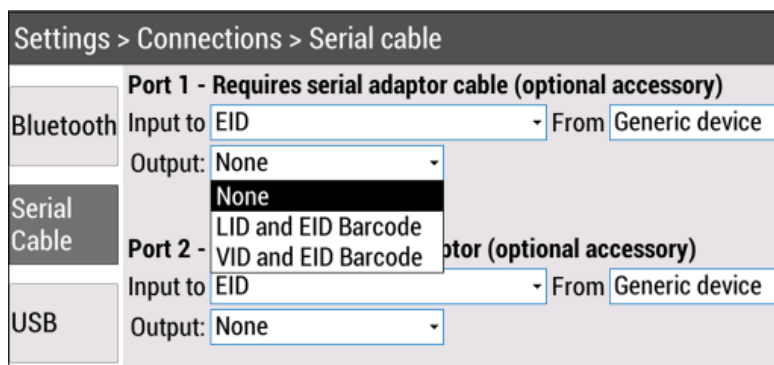
FIXES:

- Improved the robustness of the firmware update.
- Fixed session animals screen layout.
- Various minor fixes

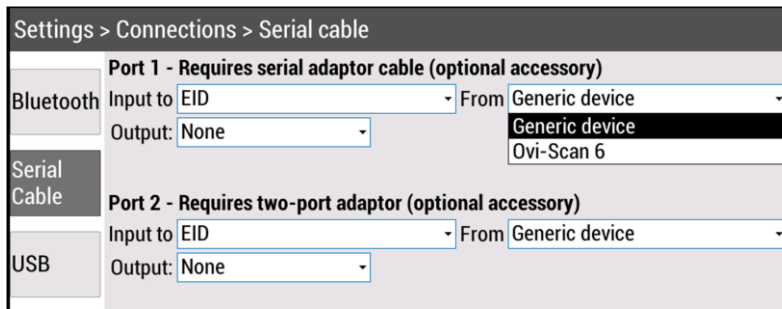
Version 1.3.1.7493 5th March 2015

FEATURES/CHANGES:

- Deleting animals off scale – Added option when deleting a session to delete animals off the weigh scale. For example if you sold a mob of cattle delete them off the scale (delete all data including lifetime data) as they are no longer on your property.
- Serial port output - Support printing of barcode label of visual tag and EID tag for Zebra printers. This is often used for blood or fleece samples for laboratory testing. Options to print different combinations of visual and EID tags.



- Serial port input – Add option to reformat information received from Ovi Scan 6 pregnancy scanner to removed redundant information.



- Added Session Name column to the Animal History table to make it easier to find previous information.
- Support pressing record before weight stable for auto drafting manual mode.
- Re-apply the draft settings when session reopened

FIXES:

- Fixed Prattley auto drafter issue when "No EID timeout" was set to 3 seconds.
- Default XHD resolution to 2kg if interchanged from MP600.

Version 1.2.5.7126 15th December 2014

FEATURES/CHANGES

- Improved the sort order for ID fields. Previously IDs would not be ordered in numeric sequence if they had a prefix. Now if the VID's had a prefix of "VX-" the resulting sort order would be: "VX-1, VX-2, VX-10, VX-12".
- Added support for new XHD2 and extreme load cells.
- Allow adding a new ID after entering Session data.

FIXES

- Fix several column layout issues (i.e. missing columns).

Version 1.2.2.7046 14th November 2014

FEATURES:

- New treatments feature – See attached guide document
 - New settings page in setting menu
 - Wizard to setup treatment with name/dosage/withholding periods
 - Option to calculate dosage
 - Alerts on withholding period and new calculated field for withholding date
 - Use can collect the amount of product and batch number (for compliance) on weigh screen
- Move columns in table (header row menu)
- Improved column width sizing and format
- Re-open a session
- Drafting
 - Ability to have a stop direction when drafting by weight. You can use this to stop the drafter when two lambs enter. For example: less than 38kg ^, 38-40kg <, 40-50kg >, 42kg and above STOP
 - Multi-criteria drafting now has options to handle: (Blank), (Non-bank)
 - Single criteria numeric fields change from equal rules to range rules.

- French & German language support
- Icons on weigh screen when in repeat or auto increments modes to make it clearer to the user.
- Display flat battery image on start-up if battery voltage is too low, on screen for 10 seconds.
- Feedback to user if animal has been recorded already in the session.

FIXES:

- Improvements to Bluetooth stability
- Various minor fixes

Version 1.0.1.5359 6th June 2014

- Initial release.